DWG STATUS			CHANGE DESCRIPTION	ENGINEERING CHANGE ORDER	CK	SUP
DATE	ST	REV				
21-01-10	A	A0	Relesed	12C2AT1007635	GA	BT
12-03-10	A	A1	Aggiunta tabella e dettagli	12C2AT1020635	FT	VM
16-06-10	A	A2	Aggiornato quote edett. flangia gas di scarico	12C2AT1036635	FT	CM
.	.	.	.	.	.	.

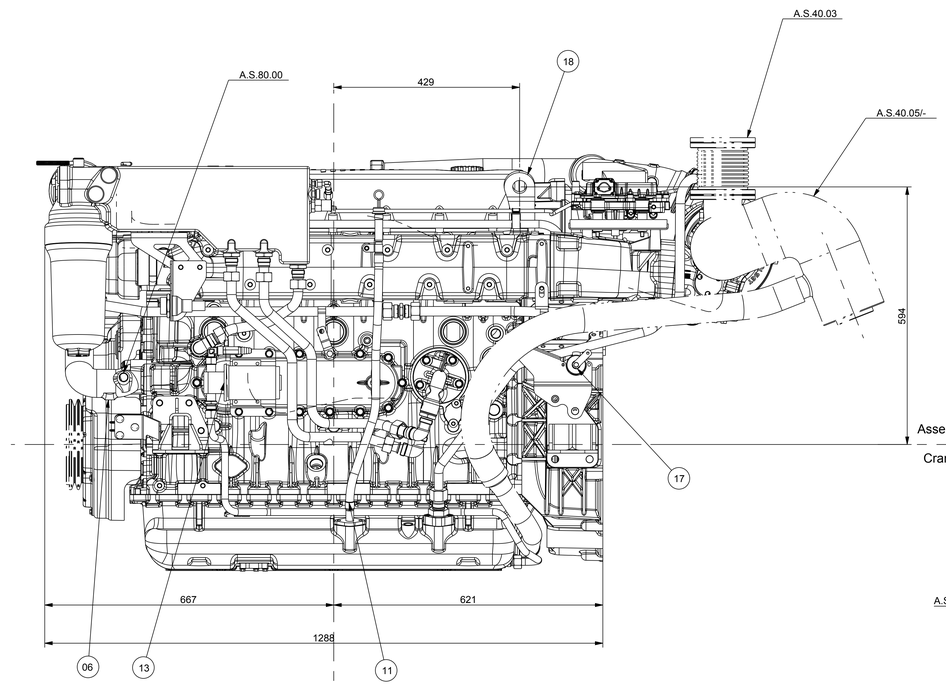

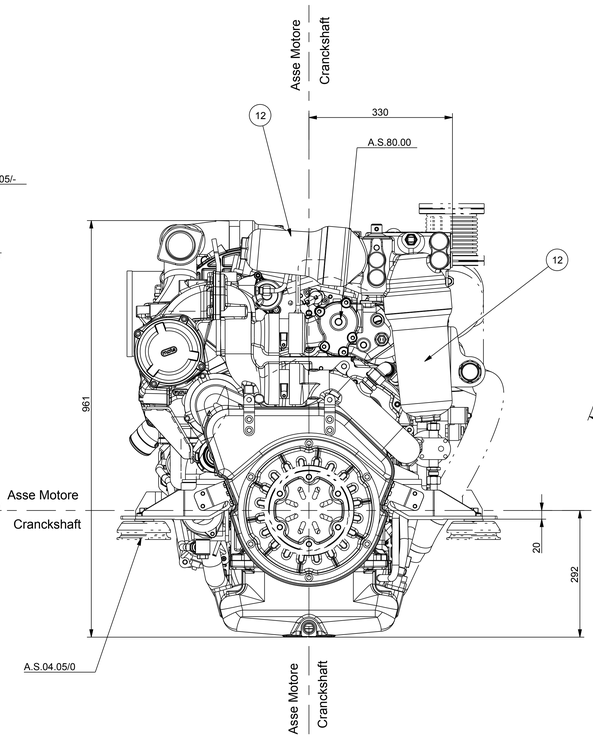

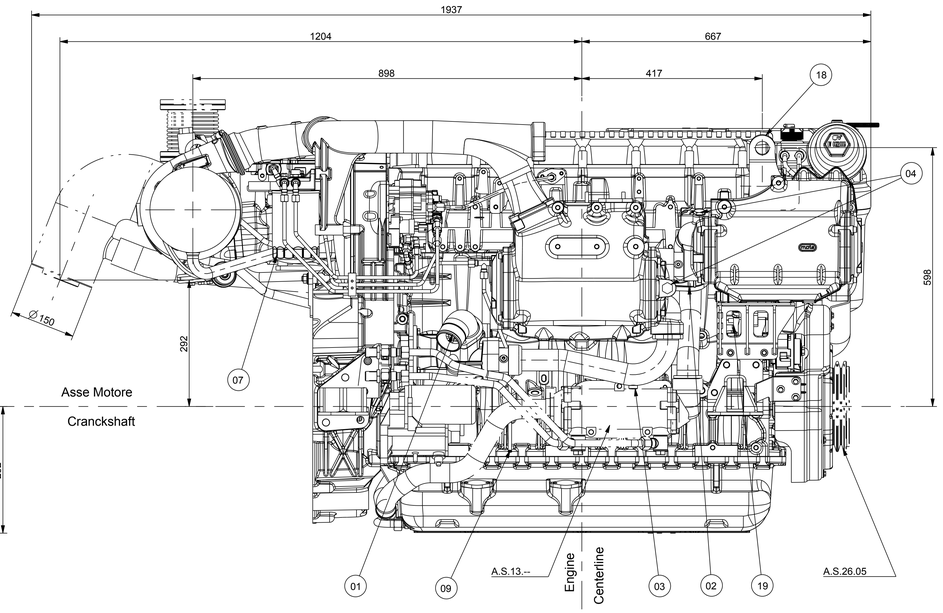

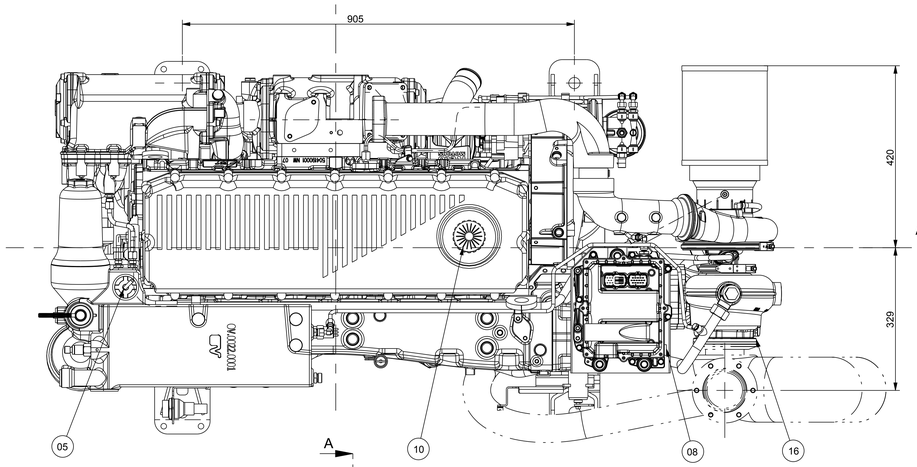

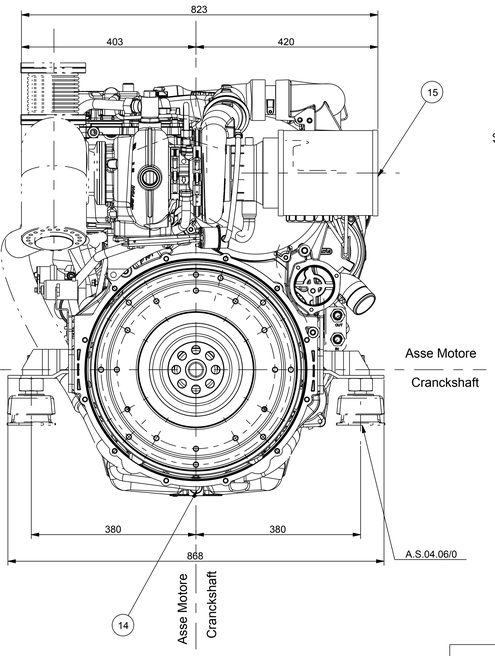

A.S.4.06/0
Dettaglio sospensione elastica registrabile
Adjustable elastic support engine datail
SCALE 1:2

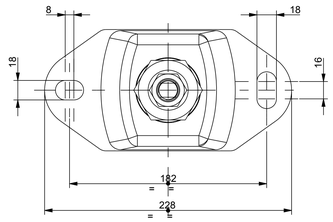

A.S.4.05/0
Dettaglio sospensione elastica non registabile
Not adjustable elastic support engine details
SCALE 1:2

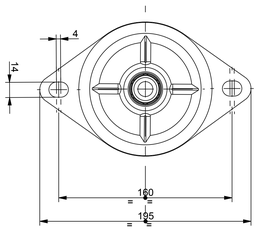

A.S.80.00	Connessione Boiler	Boiler connection
A.S.40.03	Gomito per scarico posteriore verso l'alto con flessibile	Front exhaust gas elbow upwards with hose
A.S.40.05/-	Riser	Riser
A.S.26.05	Pulegge a gole suppl.	Additional groves pulley
A.S.13--	Predisposizione volano per invert.	Flywhell prearrangement
A.S.4.05/0	Sospensioni el. non reg. per motore	Fixed elastic engine supports
A.S.4.06/0	Sospensioni el. register. per mot.	Adjustable elastic engine supports

01	ENTRATA ACQUA MARE ∅ 60 (2.36')	SEA WATER INLET dia 60 mm (2.36')
02	USCITA ACQUA MARE ∅ 50 (2")	SEA WATER OUTLET DIA 50 mm (2")
03	TAPPO SCARICO ACQUA MARE (N°1 STD)	SEA WATER DRAIN PLUG (N°1 STD)
04	ANODO DI ZINCO (N°2)	ZINC ANOD (N°2)
05	TAPPO RIEMPIMENTO ACQUA DOLCE	FRESH WATER FILLER
06	TAPPO SCARICO ACQUA DOLCE	FRESH WATER DRAIN POINT
07	FILTRO COMBUSTIBILE	FUEL FILTER
08	ENTRATA COMBUSTIBILE (M14X1.5)	FUEL INLET(M14X1.5)
09	USCITA COMBUSTIBILE (TUBO ∅ 8X1)	FUEL RETURN (PIPE ∅ 8X1)
10	TAPPO INTRODUZIONE OLIO MOTORE	OIL FILLER ENGINE CAP
11	ASTA VERIFICA LIVELLO OLIO	OIL DIPSTICK ENGINE
12	FILTRO OLIO (n°2)	OIL FILLER (N°2)
13	POMPA SVUOTAMENTO OLIO ELETTRICA	OIL DISCHAREGE ELETTRICALY PUMP
14	ATTACCO PER SCARICO OLIO COPPA	OIL DRAIN SUMP CONNECTION
15	FILTRO ARIA	AIR FILTER
16	FLANGIA GAS DI SCARICO	EXHAUST FLANGE
17	TRASMETTITORE POSIZIONE ACCELERATORE	THROTTLE POTENZIOMETER POSITION
18	GANCIO SOLLEVAMENTO MOTORE (n°2)	HOOK (N°2)
19	ALTERNATORE	ALTERNATOR
20	CARTER COPRIVOLANO -SAE 1-	-SAE 1- HOUSING GEAR
21	VOLANO 14"	14" FLYWHEEL

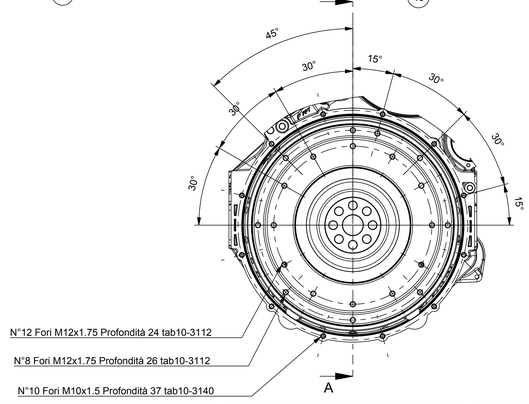

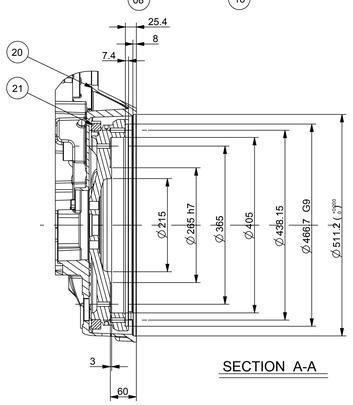

SECTION A-A

Dettaglio flangia uscita gas di scarico
Exhaust gas detail
SCALE 1:2

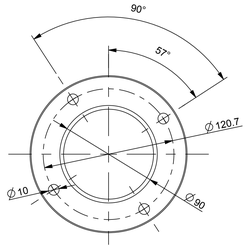

DATI CARATTERISTICI Technical data	
POTENZA Power	279 Kw (380Cv) 2000 rpm
N°CILINDRI Cylinder number	6 in linea in-line 6
ALESAGGIO CORSA Bore x Stroke	117x135
CILINDRATA TOTALE Total displacement	8,7 dm³
PESO A SECCO MOTORE BASE Weight basic engine dry	970 Kg
CARATTERISTICHE GENERALI (vedi DIsegno) Generic technical data (see drawing)	--------
SCHEMA ELETTRICO (vedi disegno) Wire diagram (see drawing)	8053074
SCHEMA CIRCUITO COMBUSTIBILE (vedi disegno) Fuel circuit layout (see drawing)	--------
SCHEMA CIRCUITO OLIO (vedi disegno) Oil circuit layout (see drawing)	--------
SCHEMA CIRCUITO ACQUA (vedi disegno) Water circuit layout (see drawing)	8053566

Proprieta' della Iveco S.p.A.
Senza autorizzazione scritta della stessa il presente disegno non potra' essere utilizzato per la costruzione dell' oggetto rappresentato ne' venire comunicato a terzi o riprodotto. La società' proprietaria tutela i propri diritti a rigore di legge.

Alle Eigentumsrechte sind Iveco S.p.A. vorbehalten. Ohne schriftliche Genehmigung darf diese Zeichnung weder zur Herstellung des dargestellten Gegenstandes verwendet noch reproduziert bzw. Dritten uebergeben werden. Jede Rechtsverletzung wird gerichtlich verfolgt.

All proprietary rights reserved by Iveco S.p.A. - This drawing shall not be reproduced, or in any way utilized, for the manufacture of the component or unit herein illustrated and must not be released to other parties, without written consent. Any infringement will be legally pursued.

CLEANLINESS TARGETS: FPT-MA-NO50
FOR FURTHER DRAFTING STANDARDS SEE FPT 1500
FOR GENERAL TOLERANCE SEE FPT STD 1400
CONFIDENTIAL INFORMATION PRODUCT LIABILITY & PROTECTION NOTICE TO IVECO

WEIGHT (Kg)	RAW No.	CHA CODE	LEXICON CODE	SCALE
0.000	.	D	143255	1:5

SURFACES FPT STD 1400
WORKPIECE EDGES FPT STD 1400

FPT POWERTRAIN TECHNOLOGIES

DENOMINATION: C87ENTM38.10
TECHNICAL CODE: 54-9756

	SIGNATURE	DATE
DRAFTER	Luinetti	21-12-09
CHECKER	Brandoni	21-01-10
SUPERVISOR	Pangoncelli	21-01-10
LABORATORY	.	.
MANUFACT. ENG.	.	.

Pro/Engineer Wildfire
CHANGE RESTRICTED
NO MANUAL CHANGES

METRIC
DIMENSIONS SHOWN IN MILLIMETERS UNLESS OTHERWISE SPECIFIED

DRAWING NAME: FIGURINO MOTORE

SHEET NUMBER: 1 of 1
DRAWING NUMBER: 8053400

DWG STATUS ST	DWG STATUS REV	SIZE
A	A2	A0

FPT POWERTRAIN TECHNOLOGIES
PRODUCT ENGINEERING