



MARINEZATION KIT PARTS LIST – DML970

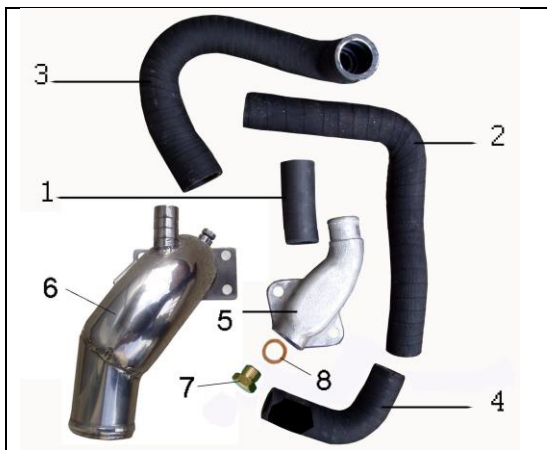
Exhaust gas collector with expansion vessel and heat exchanger

	Pos	<u>PART NAME</u>
	1	Exh. gas collector with exp. vessel and heat exch. assembly
	2	*Expansion vessel housing
	3	*Heat exchanger cover
	4	*Heat exch. cover – Zn-anode
	5	*Heat exchanger insert
	6	*Expansion vessel plug
	7	*O – ring 80 x 3,5
	8	*Connection 3/4" - 20
	9	*Stud M7x125 with nut
	10	*Zn-anode holder
	11	*Zn-anode
		*Cover fixing bolts

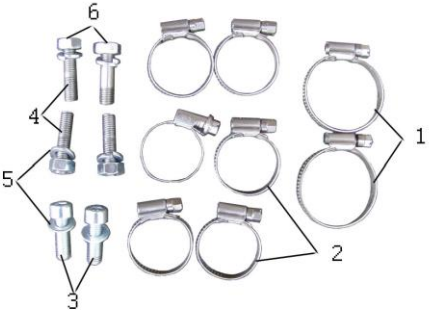
Exhaust gaskets

	Pos	<u>PART NAME</u>
	1	Exhaust gas collector gasket
	2	*Exhaust gas riser gasket

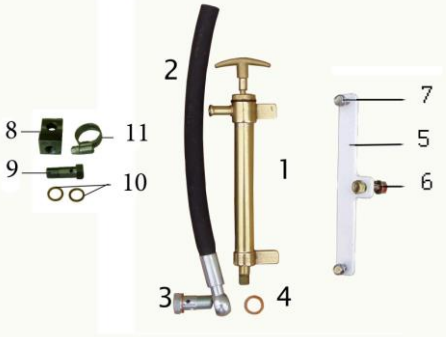
Sea and freshwater piping

	Pos	<u>PART NAME</u>
	1	Sea and freshwater piping kit
	2	*Rubber hose D20xL60
	3	*Rubber elbow D20xL320
	4	*Rubber hose D30x370
	5	*Rubber elbow D20xL90-90°
	6	*Thermostat cover
	7	*Exhaust gas riser
	8	*Plug, 3/8"
		*Copper gasket, Ø16

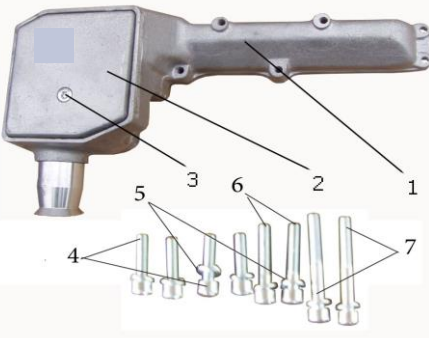
Bolts – clips for

	Pos	<u>PART NAME</u>
		<p>Set of bolts, clips</p> <p>1 *Clip 25-40 2 *Clip 20-32 3 *Bolt M8x25 4 *Stud M8x34 5 *Split washer for M8 6 *Nut M8</p>


Hand oil pump

	Pos	<u>PART NAME</u>
		<p>Hand oil pump assembly</p> <p>1 Pump 2 Flexible hose w. connection 3 Banjo bolt M16x1.5x30 4 Cooper gasket 5 *Pump support 6 *Bolt w. nut and washer M8x25 7 *Bolt w. wasaher M6x10 8 *Oil press. sensor connection 9 *Banjo bolt 1/8"x25 10 *Cooper gasket 11 *Clip 16-25</p>


Suction manifold

	Pos	<u>PART NAME</u>
		<p>Suction manifold assembly</p> <p>1 *Suction manifold housing 2 *Suction manifold cover 3 *Bolt M8x65 4 *Bolt M6x25 5 *Split washer for M6 6 *Bolt M6x35 7 *Bolt M6x50</p>


Fuel system

	Pos	<u>PART NAME</u>
		<p>Fuel system-compleet</p> <ul style="list-style-type: none"> 1 *Fuel filter support 2 *Fuel pump support 3 Electrical fuel pump 4 Fuel filter assembly 5 Fuel filter cartridge 6 *Fuel pipe D8xL350 (filter outlet) 7 *Fuel pipe D8xL450 (filter inlet) 8 *Clamp 8-12 9 *Bolt M8x30 10 *Nut M8 11 *Washer for M8 12 *Split washer for M8

Sea water pump monting connection

	Pos	<u>PART NAME</u>
		<p>Sea water pump monting connection – assembly</p> <ul style="list-style-type: none"> 1 *Pump support 2 *O – ring 34x2.5 3 *O – ring 41x1.78 4 *Stud M6x44 5 *Nut M6

Sea water pump

	Pos	<u>PART NAME</u>
		<p>Sea water pump assembly</p> <ul style="list-style-type: none"> 1 *Pump housing 2 *Ball bearing 3 *Circlip 4 *Pump shaft 5 *Insert fixing screw M5x8 6 *Pump body insert 7 *Pump cover gasket 8 *Cover fixing screw M4x10 9 *Pump cover 10 *Impeller 11 *Lipseal, sea side 11a *Lipseal, oil side 12 *Conn. S.W. outlet 3/4"-20 13 *Conn. S.W. suction 3/4"-25

