



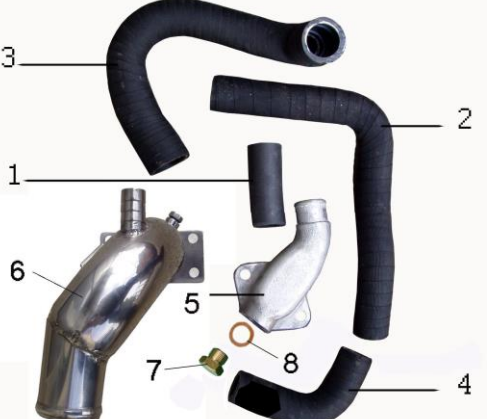
**Exhaust gas collector with expansion vessel and heat exchanger**

	<b>Pos</b>	<b><u>PART NAME</u></b>
	1	<b>Exh. gas collector with exp. vessel and heat exch. assembly</b>
	2	*Expansion vessel housing
	3	*Heat exchanger cover
	4	*Heat exch. cover – Zn-anode
	5	*Heat exchanger insert
	6	*Expansion vessel plug
	7	*O – ring 80 x 3,5
	8	*Connection 3/4" - 20
	9	*Stud M7x125 with nut
	10	*Zn-anode holder
	11	*Zn-anode
		*Cover fixing bolts M8x20

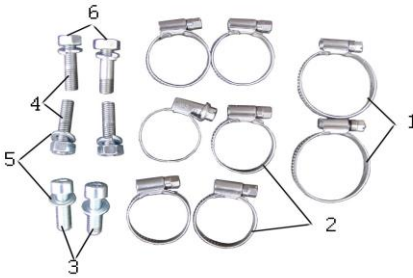
**Exhaust gaskets**

	<b>Pos</b>	<b><u>PART NAME</u></b>
	1	Exhaust gas collector gasket
	2	*Exhaust gas riser gasket

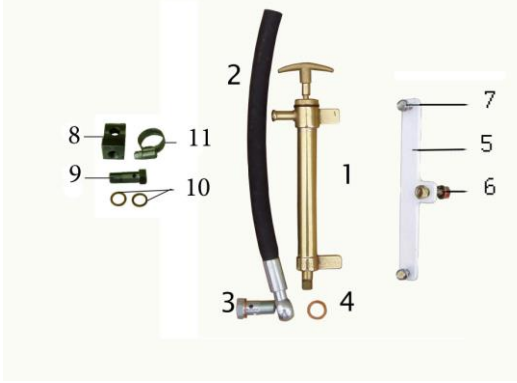
**Sea and freshwater piping**

	<b>Pos</b>	<b><u>PART NAME</u></b>
		<b>Sea and freshwater piping kit</b>
	1	*Rubber hose D20xL60
	2	*Rubber elbow D20xL320
	3	*Rubber hose D30x370
	4	*Rubber elbow D20xL90-90°
	5	*Thermostat cover
	6	*Exhaust gas riser
	7	*Plug, 3/8"
	8	*Copper gasket, Ø16

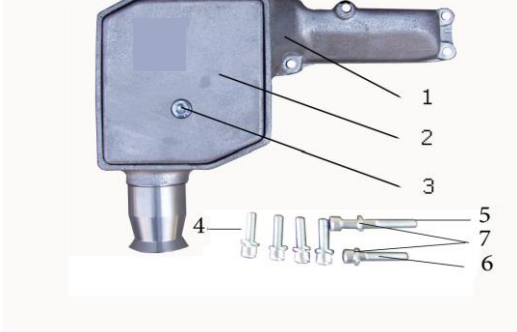
**Bolts – clips for**

	<b>Pos</b>	<b><u>PART NAME</u></b>
		<b>Set of bolts, clips, washers..</b>
	1	*Clip 25-40
	2	*Clip 20-32
	3	*Bolt M8x25
	4	*Stud M8x34
	5	*Split washer for M8
	6	*Nut M8


## Hand oil pump

	<b>Pos</b>	<b><u>PART NAME</u></b>
	1 2 3 4 5* 6* 7* 8* 9* 10* 11*	<b>Hand oil pump assembly</b> Pump Flexible hose w. connection Banjo bolt M16x1.5x30 Cooper gasket Pump support Bolt w. nut and washer M8x25 Bolt w. wasaher M6x10 Oil press. sensor connection Banjo bolt 1/8"x25 Cooper gasket Clip 16-25


## Suction manifold

	<b>Pos</b>	<b><u>PART NAME</u></b>
	1 2 3 4 5 6 7	<b>Suction manifold assembly</b> *Suctiom manifold housing *Suction manifold cover *Bolt M8x70 *Bolt M6x25 *Bolt M6x50 *Bolt M6x35 *Split washer for M6


## Fuel system

	<b>Pos</b>	<b><u>PART NAME</u></b>
	1 2 3 4 5 6 7 8 9 10 11 12 13 14	<b>Fuel system-compleet</b> *Fuel filter support *Fuel pump support Electrical fuel pump Fuel filter assembly Fuel filter cartridge *Fuel pipe D8xL350 (filter outlet) *Fuel pipe D8xL450 (filter inlet) *Clamp 7-11 *Bolt M8x30 *Nut M8 *Washer for M8 *Split washer for M8 *Bolt M8x15 w. split washer *Bolt, M6x10

### Sea water pump monting connection

	<b>Pos</b>	<b><u>PART NAME</u></b>
	1	*Pump support
	2	*O – ring 34x2.5
	3	*O – ring 41x1.78
	4	*Stud M6x44
	5	*Nut M6

### Sea water pump

	<b>Pos</b>	<b><u>PART NAME</u></b>
	1	*Pump housing
	2	*Ball bearing
	3	*Circlip
	4	*Pump shaft
	5	*Insert fixing screw M5x8
	6	*Pump body insert
	7	*Pump cover gasket
	8	*Cover fixing screw M4x10
	9	*Pump cover
	10	*Impeller
	11	*Lipseal, sea side
	11a	*Lipseal, oil side
	12	*Conn. S.W. outlet 3/4"-20
	13	*Conn. S.W. suction 3/4"-25