

N67 220

N67 MNS M22


6 CYLINDERS IN LINE - DIESEL CYCLE

162 kW (220 HP) @ 2800 rpm (A1)

147 kW (200 HP) @ 2800 rpm (B)

132 kW (180 HP) @ 2800 rpm (C)

110 kW (150 HP) @ 2800 rpm (D)



MARINE APPLICATIONS

N67 MNS M22 FOR MARINE APPLICATIONS

Thermodynamic cycle		Diesel 4 stroke
Air intake		TC
Arrangement		6L
Bore x Stroke	mm	104 x 132
Total displacement	l	6.7
Valves per cylinder		2
Engine management		mechanical
Injection system		Mechanical pump

Electrical system

Voltage	V	12
---------	---	----

Standard configuration

Flywheel housing	type	SAE 3
Flywheel size	inch	11.5
Turbocharger		water cooled
Heat exchanger		tube type
Water charge tank		included
Fuel filter	n°	1 - left side
Fuel prefilter		1 (supplied loose)
Fuel pump		included
Oil filter	n°	1 - left side
Starting motor		12 V - 3 kW
Alternator		12 V - 90 A
Wiring harness		engine harness

Not included in the standard configuration

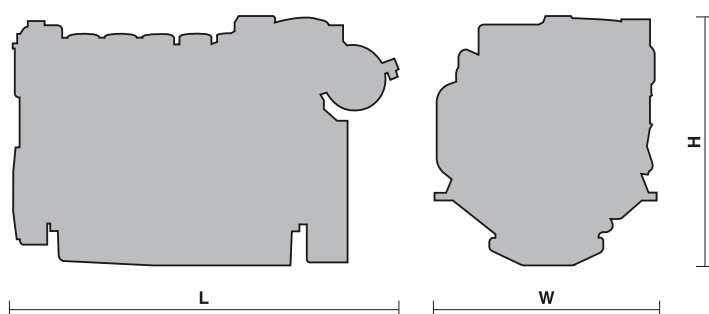
Battery - minimum capacity recommended	120 Ah
Battery - minimum cold cranking capacity recommended	900 A

FPT OFFERS THE WIDEST AVAILABILITY OF ENGINE BUILD OPTIONS TO CUSTOMER SPECIFIC REQUIREMENTS WITHIN THE ENGINE SUPPLY. TO FIND OUT MORE ABOUT THE CONFIGURATIONS AND ACCESSORIES WHICH ARE AVAILABLE, CONTACT THE FPT SALES NETWORK.

Rating type		A1	B	C	D
Maximum power *	kW(HP)	162 (220)	147 (200)	132 (180)	110 (150)
At speed	rpm	2800	2800	2800	2800
Maximum no load governed speed at max rating	rpm	-	-	-	-
Minimum idling speed	rpm	-	-	-	-
Mean piston speed at rated speed	m/s	-	-	-	-
BMEP at max torque	kg/cm ²	-	-	-	-
Specific fuel consumption at full load (best value)	g/kWh @ rpm	213 @ 1500	213.8 @ 1800	218.7 @ 2400	211.2 @ 1800
Oil consumption at max rating	(% of fuel consumption)			-	
Minimum starting temperature without auxiliaries	°C			- 15	
Oil and oil filter maintenance interval for replacement	hours			600	

* **Net Power** at flywheel according to ISO 3046/1, after 50 hours running, fuel Diesel EN 590. Power tolerance 5%.

Test conditions: ISO 3046/1, 25 °C air temperature, 100 kPa atmospheric pressure, 30% relative humidity.



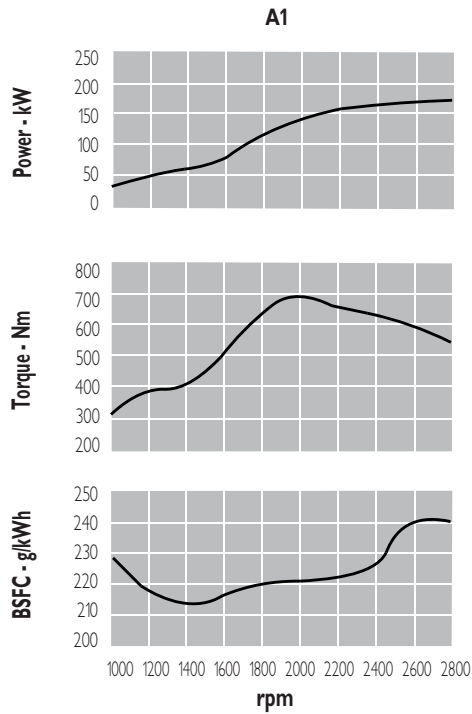
L = 1236 mm

W = 780 mm

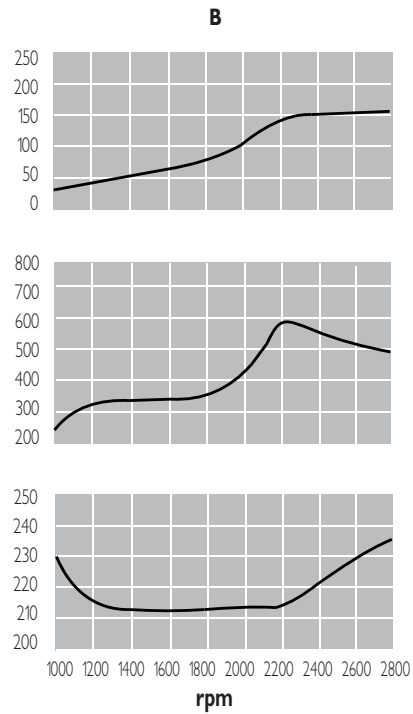
H = 793 mm

Dry weight (without marine gear) = 605 kg

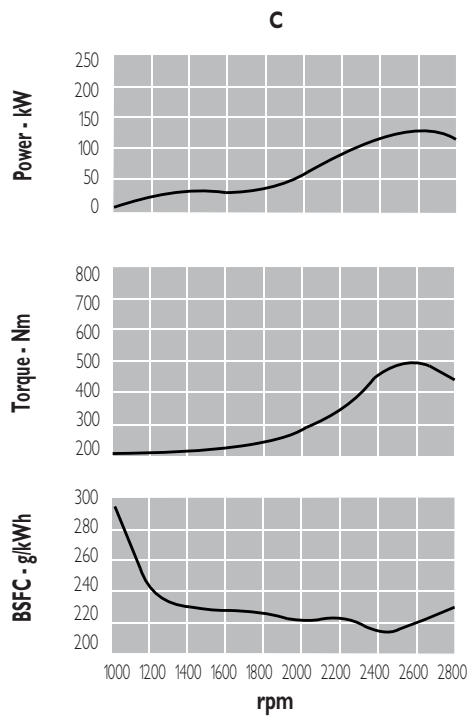
N67 MNS M22 FOR MARINE APPLICATIONS



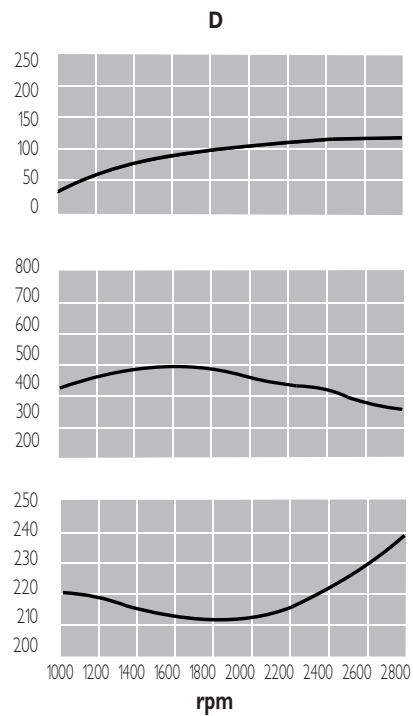
A1 = High performance crafts.
 Full throttle operation restricted within 10% of total use period.
 Cruising speed at engine rpm < 90% of rated speed setting - Maximum useage 300 hours per year.



B = Light duty.
 Full throttle operation restricted within 10% of total use period.
 Cruising speed at engine rpm < 90% of rated speed setting - Maximum useage 1500 hours per year.



C = Medium duty.
 Full throttle operation < 25% of use period.
 Cruising speed at engine rpm < 90% of rated speed setting - Maximum useage 3000 hours per year.



D = Heavy duty.
 Maximum rating utilisation up to 100% of use period, for unlimited hours per year.

ENGINE BENEFITS

- **PERFORMANCE:** Ratings, consumption and emissions optimisation due to modern mechanical injection systems; high torque at low rpms.
- **SERVICEABILITY:** Widespread and quick service.
- **RELIABILITY:** Functional design; long engine life.
- **COST EFFECTIVENESS:** Fuel consumption reduction; maintenance and overhaul intervals extension.
- **ENVIRONMENTALLY FRIENDLY:** Noise, gaseous emissions and vibrations reduction.
- **CUSTOMER ORIENTATION:** Wideness of uses, propulsion certifications and emissions; availability of accessories range.

FIAT POWERTRAIN TECHNOLOGIES

Via Puglia, 15 - 10156 Torino

FIAT POWERTRAIN TECHNOLOGIES

Viale dell'Industria, 15/17 - 20010 Pregnana Milanese (MI)

www.ftpowertrain.com

LOCAL DISTRIBUTOR