



***MARINE DATA SHEET***

***S30 230 E***

**169 kW**

**Our efficiency.  
Your edge.**

## SPECIFICATIONS

Thermodynamic cycle	Diesel 4 stroke
Air handling	TCA
Cylinders arrangement	4L
Bore x Stroke	95.8 x 104 mm
Total displacement	3 liters
Valves per cylinder	4
Cooling System	liquid
Direction of Rotation (viewed facing flywheel)	CCW
Engine management	electronic
Injection System	ECR

## STANDARD CONFIGURATION

Flywheel housing	SAE 4
Flywheel size	8"
Air filter	rear side
Turbocharger	Waste Gate (water cooled) Turbo with Aftercooler (TCA)
Heat exchanger	tube type
Exhaust gas water mixer - Exhaust cooled elbow	-
Water charge tank	included
Fuel filter	1
Fuel prefilter	included (loose)
Fuel pump	included
Oil filter	1
Oil sump	aluminium
Oil vapours blowby circuit	front
Oil heat exchanger	built in the crankcase
Oil filler	on front cover
Starter	12 V - 2.3 kW
Alternator	12 V - 110 A
Engine stop device	by electronic central unit
Wiring harness	with EDC (Electronic Diesel Control)
Painting color	white "ICE"

## Legend

## Arrangement

L In line  
V 90° "V" configuration

## Air Handling

TCA Turbocharged with aftercooler  
TC Turbocharged  
NA Naturally Aspirated

## Turbocharger

WG Wastegate  
VGT Variable Geometry Turbocharger  
TST Twin Stage Turbocharger

## Exhaust System

EGR Exhaust Gas Recirculation  
SCR Selective Catalytic Reduction

## Injection System

M Mechanical  
ECR Electronic Common Rail  
EUI Electronic Unit Injector  
MPI Multi Point Injection

## WEIGHT AND DIMENSIONS

Dimensions*	(L**xWxH) 780 x 775 x 753 mm
Dry Weight	330 Kg

\* Dimensions can be changed according to engine options

\*\* Length at flywheel

## ELECTRICAL SYSTEM

Voltage	12 V
---------	------

## NOT INCLUDED IN STANDARD CONFIGURATION

Battery - minimum capacity recommended	110 Ah
Battery - minimum cold cranking capacity recommended	800 Ah

## RATING TYPE

		A1	B	C
Maximum power [*]	kW (HP)	169 (230)	129 (175.5)	85 (115.6)
At speed	rpm	4000	3500	3500
Maximum no load governed speed at max rating	rpm	4280	3980	715
Minimum idling speed	rpm	715	715	3980
Mean piston speed at rated speed	m/s	13.9	12.1	12.1
BMEP at max power	bar	20.5	18	15.3
Specific fuel consumption at full load (best value)	g/kWh @ rpm	252 @ 4000	237 @ 4000	260 @ 4000
Oil consumption at max rating	(% of fuel cons.)	< 0.2	< 0.2	< 0.2
Minimum starting temperature without auxiliaries	°C	-10°	-10°	-10°
Oil and oil filter maintenance interval for replacement	hours	600	600	600

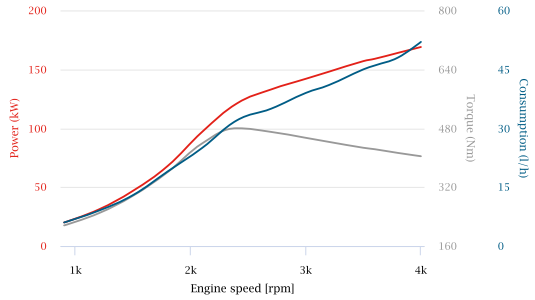
\* Net Power at flywheel according to ISO 3046/1, after 50 hours running, Fuel Diesel EN 590. Power tolerance 5%.

## Rating

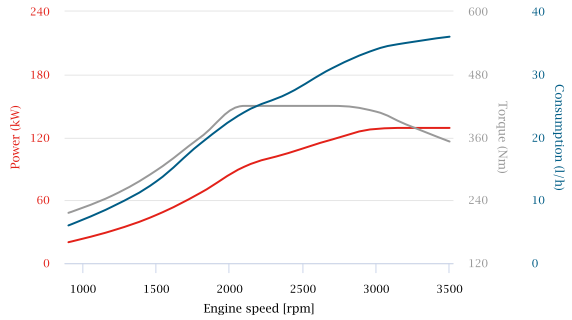
- |   |  |
|---|--|
| <p><b>A1</b> High performance crafts. Full throttle operation restricted within 10% of total use period Cruising speed at engine rpm &lt;90% of rated speed setting. Maximum useage 300 hours per year.</p> <p><b>A2=B1</b> Pleasure/commercial vessels. Full throttle operation restricted within 10% of total use period Cruising speed at engine rpm &lt;90% of rated speed setting. Maximum useage 1000 hours per year.</p> | <p><b>B</b> Light duty. Full throttle operation restricted within 10% of total use period. Cruising speed at engine rpm &lt;90% of rated speed setting. Maximum useage 1500 hours per year.</p> <p><b>C</b> Medium duty. Full throttle operation &lt;25% of use period. Cruising speed at engine rpm &lt;90% of rated speed setting. Maximum useage 3000 hours per year.</p> <p><b>D</b> Heavy duty.</p> |
|---|--|

POWER & TORQUE

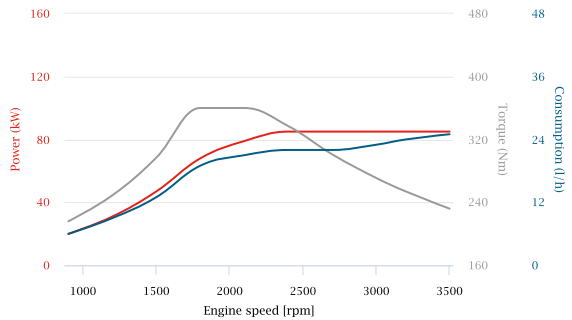
IMO MARPOL Tier2  
EU-RCD Stage II,  
EU-IWV Stage IIIA  
S30 230 E 169 kW -  
Class A1 169 kW




IMO MARPOL Tier2  
EU-RCD Stage II,  
EU-IWV Stage IIIA  
S30 230 E 129 kW -  
Class B 129 kW



IMO MARPOL Tier2  
EU-RCD Stage II,  
EU-IWV Stage IIIA  
S30 230 E 85 kW -  
Class C 85 kW





Rating type A1: 169 kW (230 HP) @ 4000 rpm  
Rating type B: 129 kW (175.5 HP) @ 3500 rpm  
Rating type C: 85 kW (115.6 HP) @ 3500 rpm



FPT Industrial S.p.A.

Via Puglia 15, 10156  
Torino, Italy

[fptindustrial.com](http://fptindustrial.com)

[marketing@  
fptindustrial.com](mailto:marketing@fptindustrial.com)

All the pictures, drawings illustrations and descriptions contained in this brochure are based on product information available to FPT Industrial at the time of printing (31/01/2018). Some of the engine line-ups may refer to a specific market configuration which may not be present or offered for sale available in all other markets. The colors featured in this brochure may differ from the originals. FPT Industrial reserves the right to introduce any modifications, at any time and without any prior advance notice, to design, material, components equipment and/or technical specifications.